

# VMware vSphere: Install, Configure, Manage [V8]











Kód kurzu: VMWVSICM7

This five-day course features intensive hands-on training that focuses on installing, configuring, and managing VMware vSphere 8, which includes VMware ESXi 8 and VMware vCenter 8. This course prepares you to administer a vSphere infrastructure for an organization of any size. This course is the foundation for most VMware technologies in the software-defined data center.

Pobočka	Dnů	Cena kurzu	ITB
Praha	5	49 000 Kč	0
Brno	5	49 000 Kč	0
Bratislava	5	2 000 €	0

Uvedené ceny jsou bez DPH.

## Termíny kurzu

Datum	Dnů	Cena kurzu	Typ výuky	Jazyk výuky	Lokalita
  13.07.2026	5	46 060 Kč	Prezenční	CZ/SK	TD SYNnex Czech
  13.07.2026	5	46 060 Kč	Online	CZ/SK	TD SYNnex Czech - Online
 13.07.2026	5	1 880 €	Online	CZ/SK	Online
 17.08.2026	5	46 060 Kč	Online	CZ/SK	Arrow ECS - Online
 17.08.2026	5	1 880 €	Online	CZ/SK	Online
 31.08.2026	5	46 060 Kč	Prezenční	CZ/SK	TD SYNnex Czech
 31.08.2026	5	46 060 Kč	Online	CZ/SK	TD SYNnex Czech - Online
 31.08.2026	5	1 880 €	Online	CZ/SK	Online
21.09.2026	5	2 000 €	Prezenční	CZ/SK	Bratislava
05.10.2026	5	49 000 Kč	Online	CZ/SK	Arrow ECS - Online
05.10.2026	5	2 000 €	Online	CZ/SK	Online
05.10.2026	5	49 000 Kč	Prezenční	CZ/SK	Arrow ECS
19.10.2026	5	49 000 Kč	Prezenční	CZ/SK	TD SYNnex Czech
19.10.2026	5	2 000 €	Online	CZ/SK	Online
19.10.2026	5	49 000 Kč	Online	CZ/SK	TD SYNnex Czech - Online
23.11.2026	5	49 000 Kč	Prezenční	CZ/SK	TD SYNnex Czech
23.11.2026	5	2 000 €	Online	CZ/SK	Online
23.11.2026	5	49 000 Kč	Online	CZ/SK	TD SYNnex Czech - Online
07.12.2026	5	49 000 Kč	Prezenční	CZ/SK	TD SYNnex Czech
07.12.2026	5	49 000 Kč	Online	CZ/SK	TD SYNnex Czech - Online
07.12.2026	5	2 000 €	Online	CZ/SK	Online

Uvedené ceny jsou bez DPH.

## Pro koho je kurz určen

- System administrators
- System engineers

## Co Vás naučíme

### GOPAS Praha

Na Strži 2097/63  
140 00 Praha 4 - Krč  
Tel.: +420 226 201 390  
[info@gopas.cz](mailto:info@gopas.cz)

### GOPAS Brno

Nové sady 996/25  
602 00 Brno  
Tel.: +420 530 513 590  
[info@gopas.cz](mailto:info@gopas.cz)

### GOPAS Bratislava

Dr. Vladimíra Clementisa 10  
Bratislava, 821 02  
Tel.: +421 902 903 132  
[info@gopas.sk](mailto:info@gopas.sk)



Copyright © 2026 GOPAS, a.s.,  
All rights reserved

# VMware vSphere: Install, Configure, Manage [V8]

By the end of the course, you should be able to meet the following objectives:

- Install and configure ESXi hosts
- Deploy and configure vCenter
- Use the vSphere Client to create the vCenter inventory and assign roles to vCenter users
- Create virtual networks using vSphere standard switches and distributed switches
- Create and configure datastores using storage technologies supported by vSphere
- Use the vSphere Client to create virtual machines, templates, clones, and snapshots
- Create content libraries for managing templates and deploying virtual machines
- Manage virtual machine resource allocation
- Migrate virtual machines with vSphere vMotion and vSphere Storage vMotion
- Create and configure a vSphere cluster that is enabled with vSphere High Availability (HA) and vSphere Distributed Resource Scheduler
- Manage the life cycle of vSphere to keep vCenter, ESXi hosts, and virtual machines up to date

## Požadované vstupní znalosti

System administration experience on Microsoft Windows or Linux operating systems

## Studijní materiály

Studijní materiál VMware.

## Osnova kurzu

### 1 Course Introduction

- Introductions and course logistics
- Course objectives

### 2 vSphere and Virtualization Overview

- Explain basic virtualization concepts
- Describe how vSphere fits in the software-defined data center and the cloud infrastructure
- Recognize the user interfaces for accessing vSphere
- Explain how vSphere interacts with CPUs, memory, networks, storage, and GPUs

### 3 Installing and Configuring ESXi

- Install an ESXi host
- Recognize ESXi user account best practices
- Configure the ESXi host settings using the DCUI and VMware Host Client

### 4 Deploying and Configuring vCenter

- Recognize ESXi hosts communication with vCenter
- Deploy vCenter Server Appliance
- Configure vCenter settings
- Use the vSphere Client to add and manage license keys
- Create and organize vCenter inventory objects
- Recognize the rules for applying vCenter permissions
- View vCenter logs and events

### 5 Configuring vSphere Networking

- Configure and view standard switch configurations

#### GOPAS Praha

Na Strži 2097/63  
140 00 Praha 4 - Krč  
Tel.: +420 226 201 390  
[info@gopas.cz](mailto:info@gopas.cz)

#### GOPAS Brno

Nové sady 996/25  
602 00 Brno  
Tel.: +420 530 513 590  
[info@gopas.cz](mailto:info@gopas.cz)

#### GOPAS Bratislava

Dr. Vladimíra Clementisa 10  
Bratislava, 821 02  
Tel.: +421 902 903 132  
[info@gopas.sk](mailto:info@gopas.sk)



Copyright © 2026 GOPAS, a.s.,  
All rights reserved

# VMware vSphere: Install, Configure, Manage [V8]

- Configure and view distributed switch configurations
- Recognize the difference between standard switches and distributed switches
- Explain how to set networking policies on standard and distributed switches

## 6 Configuring vSphere Storage

- Recognize vSphere storage technologies
- Identify types of vSphere datastores
- Describe Fibre Channel components and addressing
- Describe iSCSI components and addressing
- Configure iSCSI storage on ESXi
- Create and manage VMFS datastores
- Configure and manage NFS datastores

## 7 Deploying Virtual Machines

- Create and provision VMs
- Explain the importance of VMware Tools
- Identify the files that make up a VM
- Recognize the components of a VM
- Navigate the vSphere Client and examine VM settings and options
- Modify VMs by dynamically increasing resources
- Create VM templates and deploy VMs from them
- Clone VMs
- Create customization specifications for guest operating systems
- Create local, published, and subscribed content libraries
- Deploy VMs from content libraries
- Manage multiple versions of VM templates in content libraries

## 8 Managing Virtual Machines

- Recognize the types of VM migrations that you can perform within a vCenter instance and across vCenter instances
- Migrate VMs using vSphere vMotion
- Describe the role of Enhanced vMotion Compatibility in migrations
- Migrate VMs using vSphere Storage vMotion
- Take a snapshot of a VM
- Manage, consolidate, and delete snapshots
- Describe CPU and memory concepts in relation to a virtualized environment
- Describe how VMs compete for resources
- Define CPU and memory shares, reservations, and limits

## 9 Deploying and Configuring vSphere Clusters

- Create a vSphere cluster enabled for vSphere DRS and vSphere HA
- View information about a vSphere cluster
- Explain how vSphere DRS determines VM placement on hosts in the cluster
- Recognize use cases for vSphere DRS settings
- Monitor a vSphere DRS cluster
- Describe how vSphere HA responds to various types of failures
- Identify options for configuring network redundancy in a vSphere HA cluster

### GOPAS Praha

Na Strži 2097/63  
140 00 Praha 4 - Krč  
Tel.: +420 226 201 390  
[info@gopas.cz](mailto:info@gopas.cz)

### GOPAS Brno

Nové sady 996/25  
602 00 Brno  
Tel.: +420 530 513 590  
[info@gopas.cz](mailto:info@gopas.cz)

### GOPAS Bratislava

Dr. Vladimíra Clementisa 10  
Bratislava, 821 02  
Tel.: +421 902 903 132  
[info@gopas.sk](mailto:info@gopas.sk)



Copyright © 2026 GOPAS, a.s.,  
All rights reserved

# VMware vSphere: Install, Configure, Manage [V8]

- Recognize vSphere HA design considerations
- Recognize the use cases for various vSphere HA settings
- Configure a vSphere HA cluster
- Recognize when to use vSphere Fault Tolerance

## 10 Managing the vSphere Lifecycle

- Enable vSphere Lifecycle Manager in a vSphere cluster
- Describe features of the vCenter Update Planner
- Run vCenter upgrade prechecks and interoperability reports
- Recognize features of vSphere Lifecycle Manager
- Distinguish between managing hosts using baselines and managing hosts using images
- Describe how to update hosts using baselines
- Describe ESXi images
- Validate ESXi host compliance against a cluster image and update ESXi hosts
- Update ESXi hosts using vSphere Lifecycle Manager
- Describe vSphere Lifecycle Manager automatic recommendations
- Use vSphere Lifecycle Manager to upgrade VMware Tools and VM hardware

### GOPAS Praha

Na Strži 2097/63  
140 00 Praha 4 - Krč  
Tel.: +420 226 201 390  
[info@gopas.cz](mailto:info@gopas.cz)

### GOPAS Brno

Nové sady 996/25  
602 00 Brno  
Tel.: +420 530 513 590  
[info@gopas.cz](mailto:info@gopas.cz)

### GOPAS Bratislava

Dr. Vladimíra Clementisa 10  
Bratislava, 821 02  
Tel.: +421 902 903 132  
[info@gopas.sk](mailto:info@gopas.sk)



Copyright © 2026 GOPAS, a.s.,  
All rights reserved