

Microsoft Power Platform Developer




Kód kurzu: MOC PL-400

Platforma Microsoft Power Platform pomáhá organizacím optimalizovat jejich provoz zjednodušením, automatizací a transformací podnikových úloh a procesů. V tomto kurzu se studenti naučí vytvářet aplikace Power Apps, automatizovat toky a rozšiřovat platformu tak, aby splňovala obchodní požadavky a řešila složité obchodní problémy.

Pobočka	Dnů	Cena kurzu	ITB
Praha	5	36 500 Kč	50
Brno	5	36 500 Kč	50
Bratislava	5	1 560 €	50

Uvedené ceny jsou bez DPH.

Termíny kurzu

Datum	Dnů	Cena kurzu	Typ výuky	Jazyk výuky	Lokalita
 18.05.2026	5	36 500 Kč	Online	CZ/SK	Online
 18.05.2026	5	1 560 €	Online	CZ/SK	Online
22.06.2026	5	36 500 Kč	Prezenční	CZ/SK	GOPAS Praha
 20.07.2026	5	1 560 €	Prezenční	CZ/SK	GOPAS Bratislava
14.09.2026	5	36 500 Kč	Prezenční	CZ/SK	GOPAS Praha
23.11.2026	5	36 500 Kč	Prezenční	CZ/SK	GOPAS Praha

Uvedené ceny jsou bez DPH.

Požadované vstupní znalosti

- Uchazeči by měli mít úvodní znalosti o systému Power Platform.
- Kandidáti by měli mít zkušenosti s vývojem, které zahrnují JavaScript, JSON, TypeScript, C#, HTML, .NET, Microsoft Azure, Microsoft 365, RESTful Web Services, ASP.NET, a Power BI.

Osnova kurzu

Module 1: Create a model-driven application in Power Apps

This module introduces you to creating a model-driven app in Power Apps that uses Common Data Service.

Lessons

- Introduction to model-driven apps and Common Data Service
- Get started with model-driven apps in Power Apps
- Create and manage entities in Common Data Service
- Create and manage fields within an entity in Common Data Service
- Working with option sets in Common Data Service
- Create a relationship between entities in Common Data Service
- Define and create business rules in Common Data Service
- Create and define calculation or rollup fields in Common Data Service
- Get started with security roles in Common Data Service

Module 2: Create a canvas app in Power Apps

This module introduces you to Power Apps, helps you create and customize an app, and then manage and distribute it. It will also show you how to provide the best app navigation, and build the best UI using themes, icons, images, personalization, different form factors, and controls.

GOPAS Praha

Na Strži 2097/63
140 00 Praha 4 - Krč
Tel.: +420 226 201 390
info@gopas.cz

GOPAS Brno

Nové sady 996/25
602 00 Brno
Tel.: +420 530 513 590
info@gopas.cz

GOPAS Bratislava

Dr. Vladimíra Clementisa 10
Bratislava, 821 02
Tel.: +421 902 903 132
info@gopas.sk



Copyright © 2026 GOPAS, a.s.,
All rights reserved

Microsoft Power Platform Developer

Lessons

- Get started with Power Apps
- Customize a canvas app in Power Apps
- Manage apps in Power Apps
- Navigation in a canvas app in Power Apps
- How to build the UI in a canvas app in Power Apps
- Use and understand Controls in a canvas app in Power Apps
- Document and test your Power Apps application

Module 3: Master advanced techniques and data options in canvas apps

This module will help you use advanced formulas, perform custom updates, performance checks and testing. It will also help you to improve user's experience, use custom connectors and focus on working with data source limits.

Lessons

- Use imperative development techniques for canvas apps in Power Apps
- Author an advanced formula that uses tables, records, and collections in a canvas app in Power Apps
- Perform custom updates in a Power Apps canvas app
- Complete testing and performance checks in a Power Apps canvas app
- Work with relational data in a Power Apps canvas app
- Work with data source limits (delegation limits) in a Power Apps canvas app
- Connecting to other data in a Power Apps canvas app
- Use custom connectors in a Power Apps canvas app

Module 4: Automate a business process using Power Automate

This module introduces you to Power Automate, teaches you how to build workflows, and how to administer flows.

Lessons

- Get started with Power Automate
- Build more complex flows with Power Automate
- Introduction to business process flows in Power Automate
- Create an immersive business process flow in Power Automate
- Understand advanced business process flow concepts in Power Automate
- Introduction to expressions in Power Automate

Module 5: Introduction to developing with Power Platform

This module is the first step in learning about platform, tools, and the ecosystem of the Power Platform.

Lessons

- Introduction to Power Platform developer resources
- Use developer tools to extend the Power Platform
- Introduction to extending the Microsoft Power Platform

Module 6: Extending the Power Platform Common Data Service

This module looks at the tools and resources needed for extending the Power Platform. We'll start with looking at the SDKs, the extensibility model, and event framework. This learning path also covers when to use plug-ins. Configuration of plug-ins as well as registering and deploying plug-ins.

Lessons

- Introduction to Common Data Service for developers
- Extend plug-ins

Module 7: Extending the Power Platform user experience Model Driven apps

This module describes how to create client scripting, perform common actions with client script, and automate business process flow with client scrip. Learn about what client script can do, rules, and maintaining scripts. Discover

GOPAS Praha

Na Strži 2097/63
140 00 Praha 4 - Krč
Tel.: +420 226 201 390
info@gopas.cz

GOPAS Brno

Nové sady 996/25
602 00 Brno
Tel.: +420 530 513 590
info@gopas.cz

GOPAS Bratislava

Dr. Vladimíra Clementisa 10
Bratislava, 821 02
Tel.: +421 902 903 132
info@gopas.sk



Copyright © 2026 GOPAS, a.s.,
All rights reserved

Microsoft Power Platform Developer

when to use client script as well as when not to use client script.

Lessons

- Introduction to web resources
- Performing common actions with client script
- Automate business process flows with client script

Module 8: Create components with Power Apps Component Framework

This module describes how to get started with Power Apps Component Framework with an introductory module on the core concepts and components. Then it shows you how to build a component and work with advanced Power Apps Component Framework features.

Lessons

- Get started with Power Apps component framework
- Build a Power Apps component
- Use advanced features with Power Apps component framework

Module 9: Extend Power Apps portals

This module describes how to transform a content portal into a full web app interacting with Common Data Service. We will also cover the options available to customizers and developers to extend the portal functionality and integrate with Office 365, Power Platform, and Azure components.

Lessons

- Introduction to Power Apps portals
- Access Common Data Service in Power Apps portals
- Extend Power Apps portals
- Build custom Power Apps portals web templates

Module 10: Integrate with Power Platform and Common Data Service

This module describes how to integrate with Common Data Service using code by learning about Common Data Service API. Get an in-depth overview of options available with Common Data Service to integrate data and events to Azure.

Lessons

- Work with Common Data Service Web API
- Integrate Common Data Service Azure solutions

GOPAS Praha
Na Strži 2097/63
140 00 Praha 4 - Krč
Tel.: +420 226 201 390
info@gopas.cz

GOPAS Brno
Nové sady 996/25
602 00 Brno
Tel.: +420 530 513 590
info@gopas.cz

GOPAS Bratislava
Dr. Vladimíra Clementisa 10
Bratislava, 821 02
Tel.: +421 902 903 132
info@gopas.sk



Copyright © 2026 GOPAS, a.s.,
All rights reserved